



MORNING MANTRA



Daily Derivatives & Market Report

NOV 24, 2022



Indian equity benchmarks gave powerful performance on monthly F&O expiry day and ended with a gains of above a percent. Key indices made positive start, as traders got encouragement after Federal Reserve's November meeting minutes showed interest rate hikes may slow soon. Some additional support also came after Revenue Secretary Tarun Bajaj said India's tax collection will exceed the budget estimate by nearly Rs 4 lakh crore in the current fiscal on the back of buoyant income tax, customs duty and GST mop-up. Markets extended their gains, as local investors cheered after S&P Global Market Intelligence projected India's real gross domestic product (GDP) growth to average 6.3 per cent annually between financial years 2021 and 2030, enabling it to overtake Japan and Germany to become the world's third-largest economy in nominal US dollar terms.

Indices continued to move forward in afternoon session, as sentiments were largely positive with Union Home Minister Amit Shah's statement that 'we are moving at a fast pace towards achieving target of USD 5 trillion economy by 2025'. The street ignored a private report stating that the Indian economy is projected to grow 5.9 per cent in 2023, lower than 6.9 per cent growth estimated this year. Traders also overlooked the data of the Department for Promotion of Industry and Internal Trade (DPIIT) showed that Foreign Direct Investment (FDI) equity inflows into India contracted by 14 per cent to USD 26.9 billion during the April-September this fiscal. The inflows had stood at USD 31.15 billion during the corresponding period of the previous year. In late afternoon session, markets touched their 52-week high points amid rupee gained against dollar. Some comfort also came with report stated that Indian banking system is much better placed than the last cycle, and will be able to sustain the current round of high loan growth. It also said learnings from the last cycle of high loan growth which ultimately led to a huge spurt in sour loans have been internalised by the banking system.

On the global front, European markets were trading higher after minutes from the Federal Reserve's November meeting signaled a slowdown in future rate hikes. Asian markets ended mostly in green. Back home, in scrip specific development, Keystone Realtors has debuted at Rs 555.00 on the BSE, up by 14 points or 2.59% from its issue price of Rs 541. The offering, which was open for subscription between November 14, 2022 and November 16, 2022 was subscribed 2.01 times. The issue price was fixed at Rs 541 per share i.e. at upper end of price band of Rs 514-541 apiece.

MARKET SELFIE



MARKET SUMMARY

Domestic Indices	Close	Points	% Change
SENSEX	62272.68	762.10	1.24
NIFTY	18484.10	216.85	1.19
MIDCAP	25398.89	131.13	0.52
SMLCAP	29000.60	122.34	0.42
BSEFMC	16089.80	135.70	0.85
AUTO	29484.03	149.61	0.51
POWER	4607.65	18.09	0.39
REALTY	3503.90	8.63	0.25
BSE IT	30257.20	680.81	2.30
BANKEX	49478.74	351.49	0.72
OIL GAS	20002.85	246.16	1.25
METAL	19929.86	11.77	0.06
INDIA VIX	13.48	-0.56	-3.99

ADVANCE - DECLINE

Index	Advance	Decline	Unchanged
NSE	1462	832	70
BSE	1934	1570	131

MARKET TURNOVER (₹ in Crs)

Segment	Current	Previous	Net %
BSE CASH	3704	3607	3
NSE CASH	51530	50054	3
NSE F&O	238552	204606	17

KEY INDICES RATIOS

INDEX	P/E	P/B	Dividend Yield
NIFTY	22.21	4.34	1.30
SENSEX	23.58	3.47	1.15

KEY NUMBERS TRACKER



FII – DII ACTIVITY IN CASH SEGMENT (₹ in Crs)

FII-DII*	Buy	Sell	Net
DII	5851	6086	(236)
FII	6472	5240	1232

Note: FPI & DII Figures are provisional

FII ACTIVITY IN DERIVATIVES SEGMENT (₹ in Crs)

FII	Buy	Sell	Net
Index Futures	8950.00	5723.63	3226
Index Options	1587496.09	1578968.54	8528
Stock Futures	26581.22	24332.38	2249
Stock Options	4853.67	4514.56	339

PUT-CALL RATIO

Index	Current	Previous
NIFTY	1.30	0.92
BANK NIFTY	1.43	1.21

DOLLAR INDEX

Dollar Index	Current	Previous	% Change
DXY	105.74	106.07	-0.31

10-YEARS G-SEC YIELD

Country	Current	Previous	% Change
INDIA	7.257	7.291	-0.47
USA	3.689	3.709	-0.54

KEY COMMODITIES TRACKER (in \$)

Commodity	Current	Change Points	% Change
Gold	1757.50	5.22	0.30
Silver	21.56	-0.02	-0.10
Crude-Oil	78.06	0.12	0.15
Brent-Crude	85.35	-0.06	-0.07

CURRENCY FUTURES & INDEX TRENDS TRACKER



CURRENCY FUTURES

Expiry	Close	Change Points	% Change
28 NOV -22 USD-INR	81.69	-0.24	-0.29
28 NOV -22 EUR-INR	84.83	0.32	0.38
28 NOV -22 GBP-INR	98.79	1.11	1.14
28 NOV -22 JPY- INR	59.02	1.02	1.75

INDICES – SUPPORT-RESISTANCE-PIVOT LEVELS

Index	Close	S2	S1	Pivot	R1	R2
NIFTY	18484	18201	18342	18436	18578	18671
SENSEX	62273	61283	61778	62095	62590	62907
NIFTY FUTURES	18487	18233	18360	18424	18551	18614
BANK NIFTY	43075	42609	42842	43003	43236	43397
CNX IT	30179	29174	29676	29967	30470	30760
CNX MIDCAP	31289	31145	31217	31265	31336	31384
CNX SMALLCAP	9741	9692	9716	9736	9760	9780
INDIA VIX	13.48	12.47	12.97	13.51	14.01	14.55

INDEX TREND ANALYSIS

Index	Daily	Weekly	Monthly
NIFTY	Buy	Buy	Buy
SENSEX	Buy	Buy	Buy
NIFTY FUTURES	Buy	Buy	Buy
BANK NIFTY	Buy	Buy	Buy
CNX IT	Buy	Neutral	Buy
CNX MIDCAP	Neutral	Buy	Buy
CNX SMALLCAP	Buy	Buy	Buy
INDIA VIX	Sell	Sell	Neutral

SECURITIES BAN IN F&O TRADES FOR 25-11-2022

NIL

TECHNICAL VIEWS



NIFTY

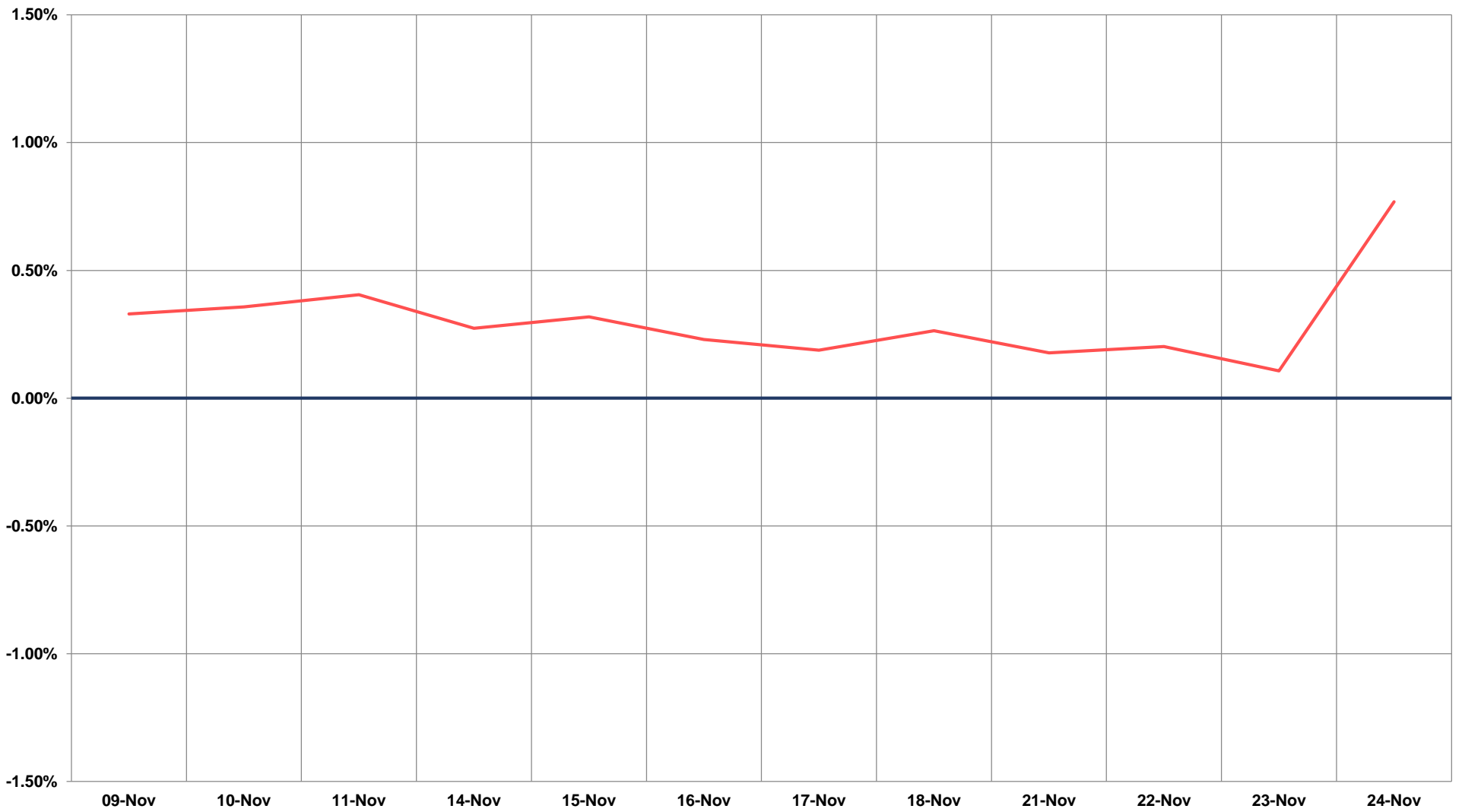
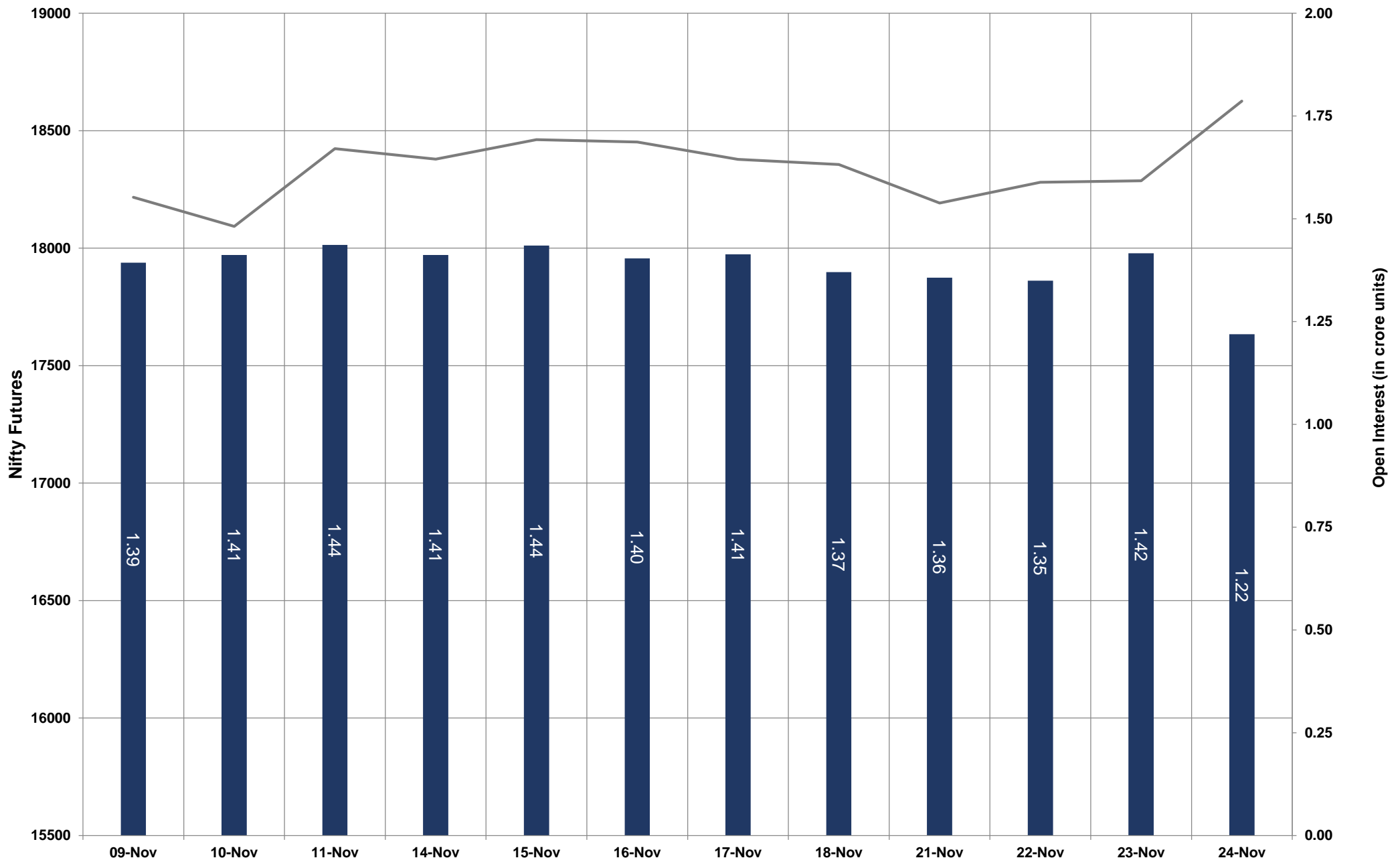


- Nifty Cash = **18484.10 (1.19%)**
- Resistance levels = **18610** and **18700**
- Support levels = **18350** and **18270**

TECHNICAL VIEWS



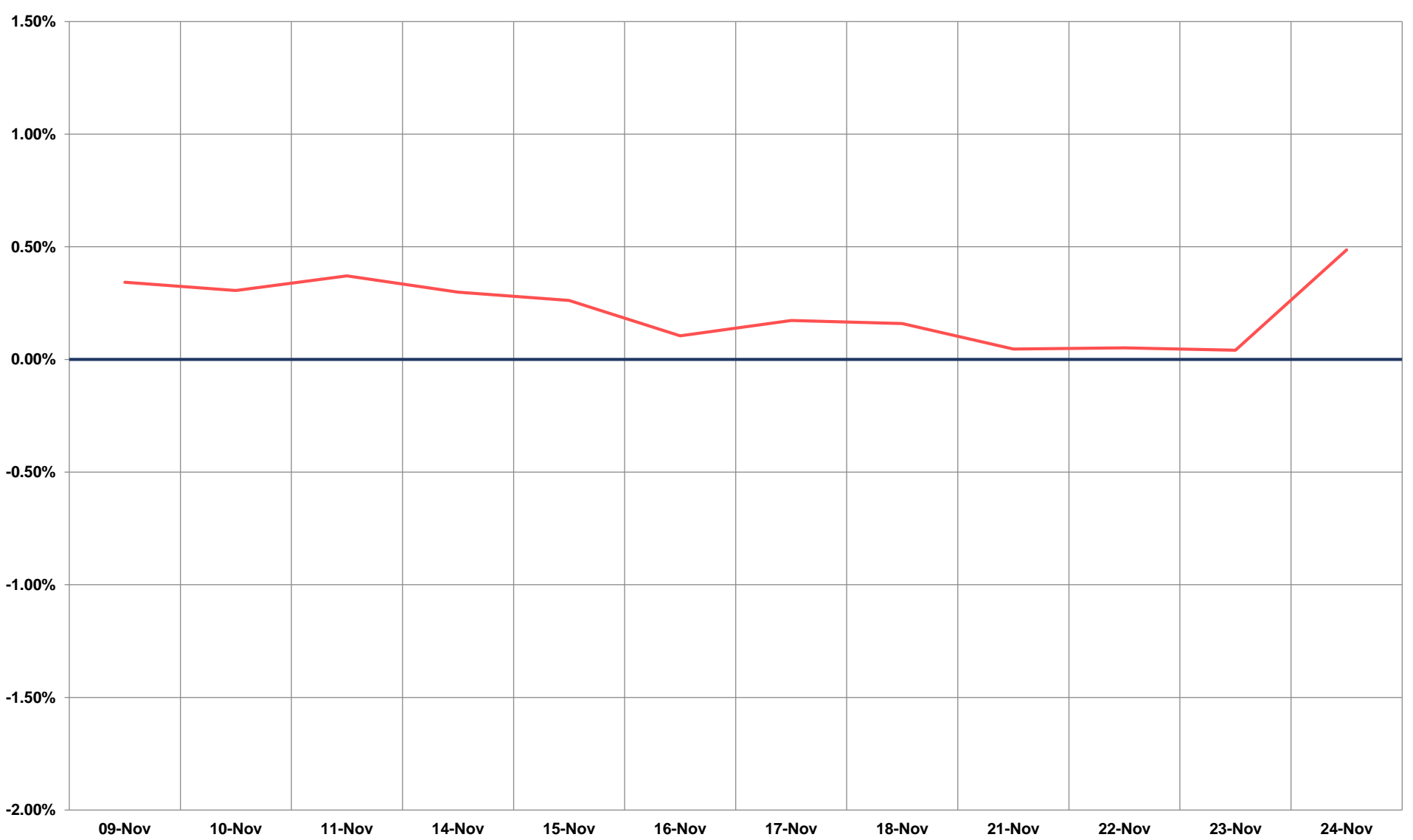
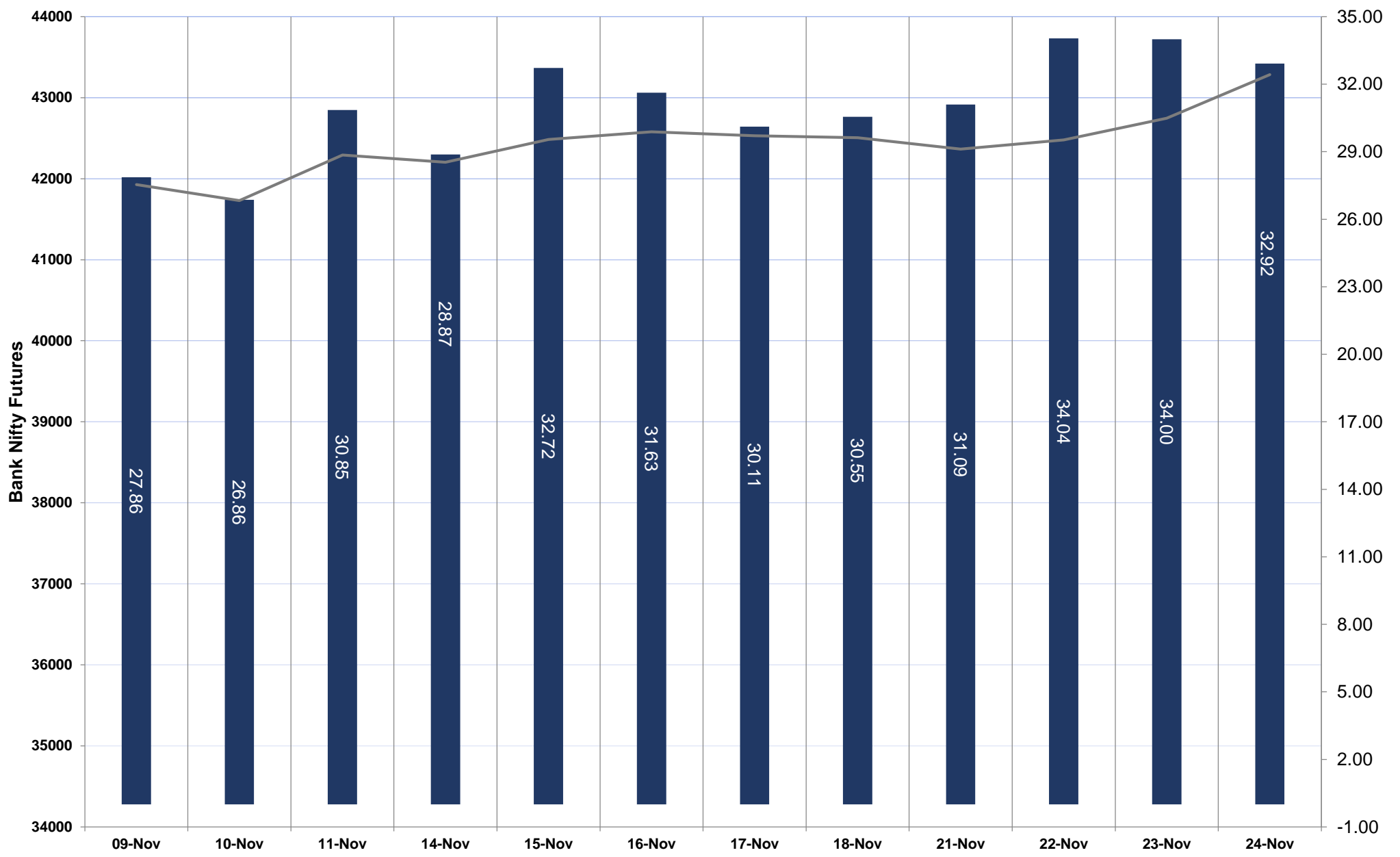
NIFTY FUTURES



TECHNICAL VIEWS



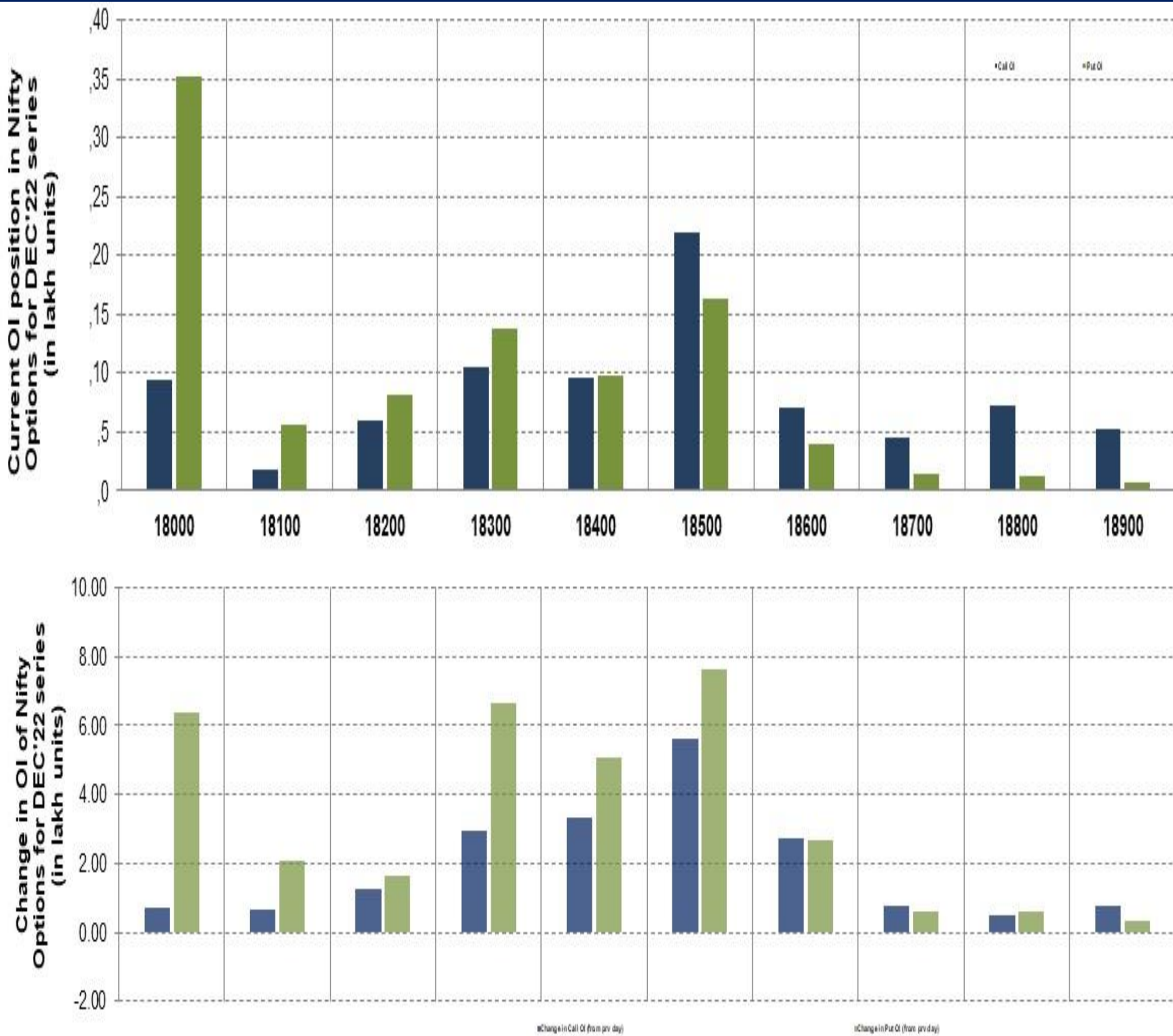
BANK NIFTY FUTURES



TECHNICAL VIEWS



NIFTY OPTIONS



- **Most Active Nifty Call** with an addition of 0.56 million in Open Interests is **Strike Price of 18500**
- **Most Active Nifty Put** with an addition of 0.76 millions in Open Interests is **Strike Price of 18500**
- **Maximum Open Interest** an outstanding was **2.19 millions** for Calls at **Strike Price of 18500**
- **Maximum Open Interest** an outstanding was **3.52 millions** for puts at **Strike Price of 18000**

Disclaimer



The Information provided by SMS or in newsletter or in any document has been prepared by Shah Investor's Home Ltd (SIHL). The Information provided by SMS or in newsletter does not constitute an offer or solicitation for the purchase or sale of any financial instrument or as an official confirmation of any transaction. The information contained herein is from publicly available data or other sources believed to be reliable, but we do not represent that it is accurate or complete and it should not be relied on as such. SIHL or any of its affiliates/ group companies shall not be in any way responsible for any loss or damage that may arise to any person from any error in the information contained in this report or SMS. This Information provided by SMS, reports or in newsletter is provided for assistance only and is not intended to be and must not alone be taken as the basis for an investment decision. The user assumes the entire risk of any use made of this information. Each recipient of this Information provided by SMS, report or in newsletter should make such investigation as it deems necessary to arrive at an independent evaluation of an investment in the securities of companies referred to in this information provided by SMS, report or in newsletter (including the merits and risks involved), and should consult his own advisors to determine the merits and risks of such investment. The investment discussed or views expressed may not be suitable for all investors. This information is strictly confidential and is being furnished to you solely for your information.

The information should not be reproduced or redistributed or passed on directly or indirectly in any form to any other person or published, copied, in whole or in part, for any purpose. The information provided by report or SMS is not directed or intended for distribution to, or use by, any person or entity who is a citizen or resident of or located in any locality, state, country or other jurisdiction, where such distribution, publication, availability or use would be contrary to law, regulation or which would subject SIHL and affiliates/ group companies to any registration or licensing requirements within such jurisdiction. The distribution of this Information provided by SMS or in newsletter in certain jurisdictions may be restricted by law, and persons in whose possession this Information provided by SMS or in newsletter comes, should inform themselves about and observe, any such restrictions. The information given or Information provided by SMS, report or in newsletter is as of the date of the issue date of report or the date on which SMS provided and there can be no assurance that future results or events will be consistent with this information. This information is subject to change without any prior notice. SIHL reserves the right to make modifications and alterations to this statement as may be required from time to time. However, SIHL is under no obligation to update or keep the information current.

Nevertheless, SIHL is committed to providing independent and transparent recommendation to its client and would be happy to provide any information in response to specific client queries. Neither SIHL nor any of its affiliates, group companies, directors, employees, agents or representatives shall be liable for any damages whether direct, indirect, special or consequential including lost revenue or lost profits that may arise from or in connection with the use of the information. Past performance is not necessarily a guide to future performance. The disclosures of interest statements incorporated in the Information provided by SMS, report or in newsletter are provided solely to enhance the transparency and should not be treated as endorsement of the views expressed in the report. The analyst for this report certifies that all of the views expressed in this report accurately reflect his or her personal views about the subject company or companies and its or their securities, and no part of his or her compensation was, is or will be, directly or indirectly related to specific recommendations or views expressed in this report.